



E6 LED Flush-mounted Round Downlight 18W Yellow Light

Barcode: 8433325219079



Specification

Dimension	φ222*27.5mm
Wire length	15mm
Cutout size	Φ190-200mm
Technology	LED

Technical parameters

Voltage	200-240V~
Luminous flux	1980lm
EEL	E
Current	105mA
CRI	Ra≥80
Beam angle	100°
Hg%	< 0.1%
Power	18W
Incandescent Lamp Power	125W
Frequency	50/60Hz
Color temperature	3000K
Power consumption per 1,000 hours	18kwh/1000h
IK Protection	IK03

Application environment

Environment	Indoor
Working Temperature	-20°C ~ 45°C
Installation method	Flush-mounted
Application of places	sitting room, bedroom, kitchen, restroom, balcony

Life span

Life span	20000H
Switching frequency	> 10000times

Material

Shell material	PP
----------------	----


Certification

Certification	 
---------------	---

Package

Package	pc/color box
Outer Package	pcs/ctn
Unit package qty	One
Outer package qty	30

Certification Download



Instruction
manual

[Download](#)

EEL

[Download](#)